My Teacher is _____

Your Name _____

My 2nd Grade

At-Home Learning

Packet #1

week of April 20th

What is All this **Stuff?**

Dear Adults,

Enclosed are your child's first 3 learning packets. They include activities for math and language arts. Each packet contains one reading passage & activity for each day. There is a math page that contains 5 review problems a day. You will also find a weekly Scholastic News & activity for each week.

If you have access to online resources, don't forget students can access sites we used in the classroom (see attached list).

Please feel free to reach out to your child's teacher at anytime with questions.

Sincerely,
2nd Grade Teachers

My Learning Goals

Math

I can determine if a number or group is odd or even.
I can use <, >, and = symbols correctly.
I can read numbers to 1,000 and write numbers to 1,000.
I understand ones, tens, and hundreds place.
I can fluently (within 3-5 seconds) add or subtract 1-digit numbers.
I can add 2- and 3- digit numbers using carrying or partial sums methods.
I can solve addition and subtraction word problems (1 or 2 digit numbers)
I can interpret graphs.
I can count money.
I can tell time in 5 minute intervals.

Language Arts

I can write narrative & informational pieces.
I can compare and contrast.
I can read and comprehend passages.
I can read with fluency.
I can identify the main purpose,
I can use and identify text features (captions, diagrams, bold words, etc).
I can identify author's purpose (persuade, inform, entertain).
I can identify nouns, verbs, and adjectives.



Name _____

SPIRAL MATH REVIEW

DAY 1

Draw the base ten blocks that show the value of the underlined digit. **5<u>3</u>0**

Solve.

41
39
+12

Find the sum of 454+308.

Find the difference of 990-222.

Mental Math

Number	10 More	10 Less	100 More	100 Less
357				

DAY 2

Write the missing number in the box.

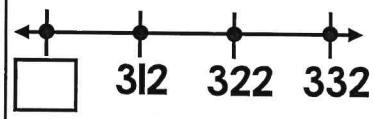

Solve.

18
55
+79

Find the sum of 230 + 480

Find the difference of 775 - 306

Mental Math

Number	10 More	10 Less	100 More	100 Less
608				

DAY 3

Circle the correct answer.



Solve.

62
91
+23

Find the sum of 337+547.

Find the difference of 310-221.

Mental Math

Number	10 More	10 Less	100 More	100 Less
152				

DAY 4

70 tens is the same as ____ hundreds

Solve.

17
24
37
+42

Find the sum of 425 + 374

Find the difference of 650 - 270

Mental Math

Number	10 More	10 Less	100 More	100 Less
442				

DAY 5

Write the number.

Hundreds	Tens	Ones

Solve.

53
68
74
+40

Find the sum of 629+139.

Find the difference of 851-287.

Mental Math

Number	10 More	10 Less	100 More	100 Less
619				

©LUCKY LITTLE LEARNERS 2019

Name _____

Angela's Trees

Angela loved climbing trees. She had several trees in her backyard of different sizes. Her favorite tree was short with thick, long branches and big leaves. Every day after school, Angela climbed to the top of a tree right when she got home. She would close her eyes and listen to the chirping birds, buzzing bees, and rustling leaves. She smelled the flowers blooming around her. She would feel the wind on her cheeks. Sometimes, she would sit on a sturdy branch and read a good book. She felt like the trees were her own secret hideout.

Highlight all of the adjectives.

1. Which is NOT included in the text?

___ Angela listens to birds. ___ Angela hears dogs barking.

___ Angela smells flowers. ___ Angela reads a book.

2. What is the main idea of this text?

○ A girl who likes to play outside.

○ A girl who likes to read in trees.

○ A girl who enjoys climbing trees.

3. Which of these would you NOT infer about Angela?

○She likes the outdoors. ○She doesn't like to be alone.

○She is a good tree climber. ○She likes to read.

Name _____

Angela's Trees

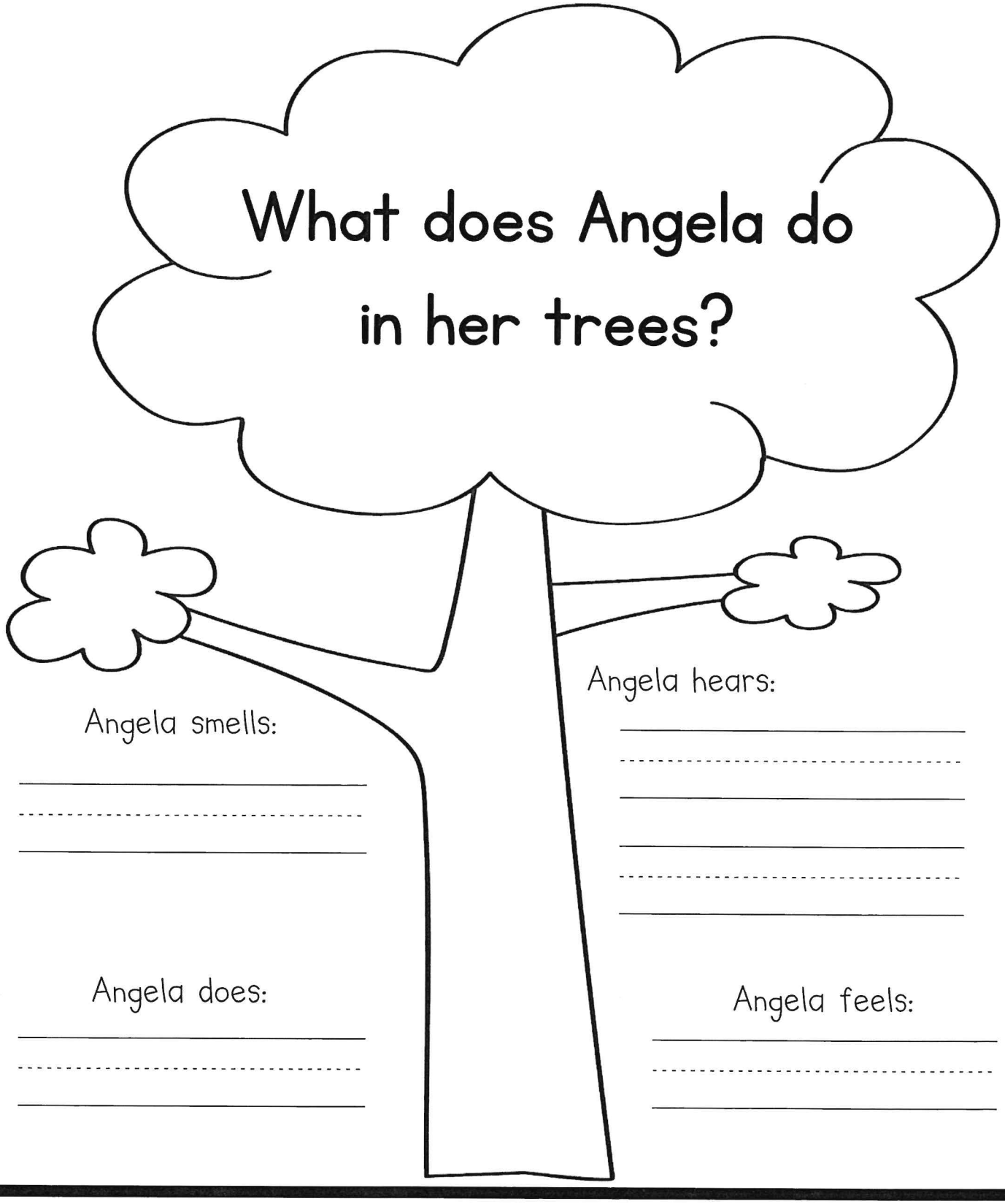

Name: _____ Date: _____

Find the Evidence

Can you find the PROOF for your answers? Use a crayon in the color shown to underline where you found each answer in the text.

Earth Day

In 1969, a man named John McConnell went to the UNESCO conference in San Francisco, California. While there, he suggested creating a day to honor the Earth and peace. He suggested the day be celebrated on March 21st, the first day of Spring that year. The United Nations agreed to approve a worldwide Earth Day. On March 21st of 1970, Earth Day was first celebrated.

Inspired, United States Senator Gaylord Nelson founded a separate Earth Day for just the United States. On April 22, 1970, he started talks about the environment at some colleges. People really liked the idea!

Earth Day is a day for learning about how we can help the environment. Often, this is called "going green" through actions like reducing, reusing, and recycling materials or using less energy. Some people help the environment by planting trees or picking up litter.

Now, Earth Day is celebrated each year on April 22nd. The Earth Day Network now coordinates the holiday's events. Earth Day is now observed in 192 countries by more than a billion people each year!

Who first suggested a worldwide Earth Day?

What does it mean to "go green"?



Where was the 1969 UNESCO conference held?



Why did McConnell want to create Earth Day?

How many people celebrate Earth Day yearly?

When is Earth Day now celebrated?

(C) J Garwood 2014

Name _____ Date _____

Earth Day

Directions: Read the passage on the left 3 times to practice fluency. Color a raindrop each time you read. Then, complete the comprehension tasks on the right.

Earth Day

Earth Day is a special day to celebrate our planet, Earth. Earth Day is held every year on April 22nd. On this day, we remember how important our planet is to us. We also learn about and teach others how to take care of our planet.

On Earth Day, many people volunteer to help keep our planet clean. For example, picking up litter can make earth a cleaner place to live. Another popular Earth Day activity is recycling. Recycling happens when old items are turned into new items. Paper, plastic, and glass are materials that can be recycled. Recycling helps reduce waste on our planet. We also celebrate nature on Earth Day. Planting a tree is a great way to celebrate and help our planet!



Read and Look Back:

- ☐ Use a green crayon to highlight the text that tells why we celebrate Earth Day.
- ☐ Use a purple crayon to highlight the day we celebrate Earth Day on each year.
- ☐ Use a yellow crayon to highlight two ways you can help our planet on Earth Day.

Read and Respond:

Why is it a good idea to take care of our planet, Earth?

_____

_____

_____

_____

Spring

Name _____

Write a sentence about each picture.

❑ who/what ❑ did what ❑ when/where ❑ detail

❑ Capital letters ❑ Punctuation 21 ❑ Spaces between words

5-Minute Daily Review — Week 20 - Quiz

☆☆☆☆☆ **Second Grade**

Name_____

Which is the complete sentence?

1. Papa loves popcorn.
2. Ate a big bowl of popcorn with butter.

Write the new word.

dis + agree

_____

Edit the sentence.

They ate juicy hamburgers salty chips and dill pickles



Which is the correct word?

The baby began to ____.

A bawl
B ball

Which is the correct verb?

Yesterday, Dad ____ ice cream for everyone.

A bought
B buy
C buys

Challenge: On the back, write your own questions similar to the questions in the boxes.

© Rosie's Resources, LLC

APRIL 2020 ISSN 0736-0533 • VOL. 76, NO. 7

SCHOLASTIC

News

edition 2

Watch our video about oceans at www.scholastic.com/sn2

Beach of Glass

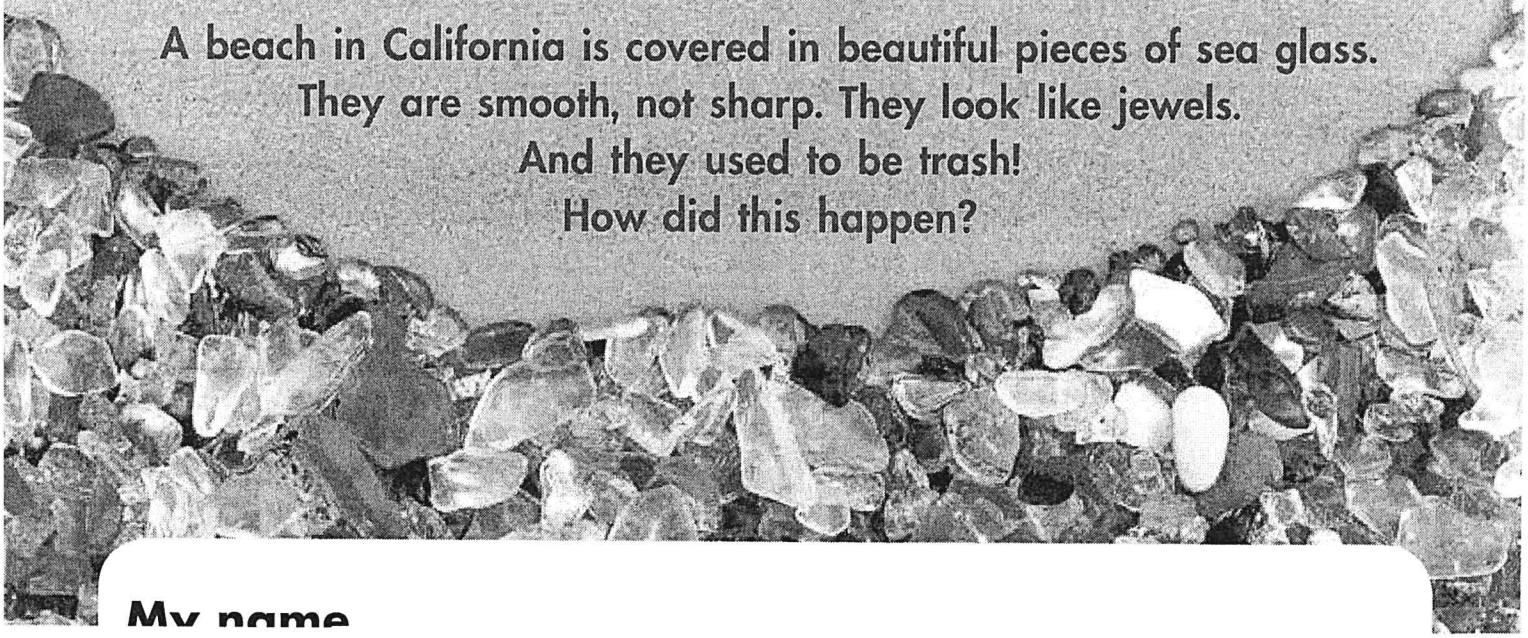

A beach in California is covered in beautiful pieces of sea glass. They are smooth, not sharp. They look like jewels. And they used to be trash! How did this happen?

My name



Trash or Treasure?

At one beach, the ocean turned pieces of trash into beautiful stones.

As You Read

Think about whether this beach should be protected.

One hundred years ago, garbage trucks didn't go to houses to pick up trash. Instead, people took their garbage to the beach—and left it there! People took all kinds of junk to the beach, like broken dishes, old bottles, and cars, and that made one beach in California a big mess.

About 50 years ago, things changed when people learned that garbage was bad for the ocean. They started to clean up that beach. They hauled away the big pieces of metal and old cars. But they left behind a lot of pieces of sharp, broken glass.



Ocean at Work

The glass remained on the beach, but it changed. For years, ocean waves crashed onto the beach and rubbed against the sharp edges of the glass.

The ocean and sand turned those pieces of broken glass into smooth **sea glass**. The sea glass sparkles in the sun like millions of shiny jewels.

Disappearing Glass

Now people come from all over to see the beautiful beach, but there's a problem. People don't just look at the sea glass. Some people take pieces home as **souvenirs**, and all that beautiful glass is starting to disappear.

The people who take sea glass say they're not doing anything wrong because the glass used to be trash! They say it belongs to anyone who wants it.

Other people disagree and say the glass should be left alone. They want people to be able to come and see the beautiful beach for years to come.

Nature turned a pile of trash into a beautiful treasure. What should happen next?

—by Blair Rainsford

What Do You Think?

Should people be allowed to take the sea glass?

◯ Yes ◯ No

Use the "Debate It!" page on the *Scholastic News* website to write your answer.



Sea Glass Colors

The different colors of sea glass on the beach come from different kinds of trash.

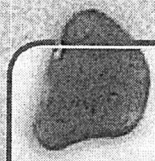

Red glass comes from old car taillights.

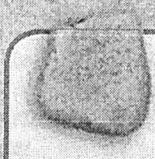

Blue glass comes from medicine bottles.



Green glass comes from perfume bottles.

SCHOLASTIC News

Name: _____

Word Work

Answer the questions about vocabulary words from your issue of *Scholastic News*.



ANDY ELKERTON

1. Color in the words that describe pieces of **sea glass**.

colorful	**sharp**	**smooth**
sparkly	**small**	**pointy**

2. Why can you find sea glass only at beaches?

_____

_____

3. A **souvenir** is _____.

- ○ **a kind of animal that lives in the ocean**
- ○ **something people keep to remind them of a place they've visited**
- ○ **a kind of storm that moves over the ocean**

4. What is a souvenir that would remind you of your year in second grade? Draw it here. ⟶

©2020 by Scholastic Inc. Teacher-Subscribers may make copies of this page to distribute to their students.

My Teacher is _____

Your Name _____

My 2nd Grade

At-Home Learning

Packet #2

week of April 27th

Name _____

SPIRAL MATH REVIEW

DAY 1

Find the sum of 655+285.

Find the difference of 850-377.

Mental Math

Number	10 More	10 Less	100 More	100 Less
412				

Bar Graph

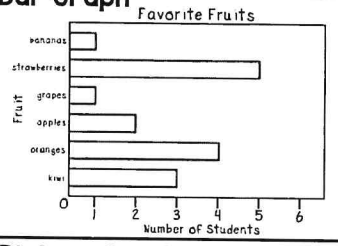

1. How many different fruits are shown on the graph?

2. How many more students prefer strawberries compared to apples?

DAY 2

Find the sum of
474
+288

Find the difference of
633
- 540

Mental Math

Number	10 More	10 Less	100 More	100 Less
769				

Picture Graph

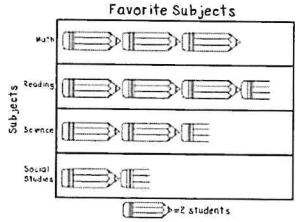

1. Which subject had the highest number of votes?

2. How many students voted for math and science?

DAY 3

Find the sum of 582+189.

Find the difference of 484-109.

Mental Math

Number	10 More	10 Less	100 More	100 Less
307				

Bar Graph

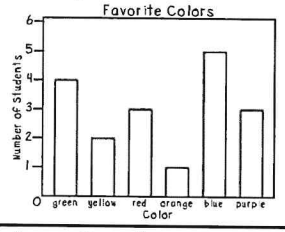

1. Which color was the least favorite on the graph?

2. How many fewer students chose yellow compared to purple?

DAY 4

Find the sum of
467
+276

Find the difference of
724
- 411

Mental Math

Number	10 More	10 Less	100 More	100 Less
662				

Picture Graph

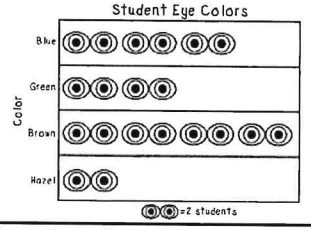

1. How many total students are shown on the graph?

2. How many more students have brown eyes compared to hazel eyes?

DAY 5

Find the sum of 358+390.

Find the difference of 820-355.

Mental Math

Number	10 More	10 Less	100 More	100 Less
815				

Bar Graph

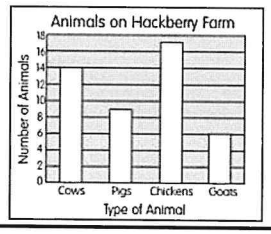

1. How many total animals are at Hackberry Farm?

2. How many cows and pigs are at Hackberry Farm?

©LUCKY LITTLE LEARNERS 2019

Name _____



Spring

Spring is the best season! It is a nice time to be out in nature. The days start to get longer and the weather gets warmer. Flowers start to bloom and leaves grow on trees. Animals wake up from hibernating. Birds chirp and sing as they fly from tree to tree.

During spring, there are many different types of weather. Some days can be sunny and warm. On these days, it is fun to ride my bike and play at the park. Other days can be rainy or windy. On these days it is best to fly a kite or play in puddles. There are even days that are stormy. When it is stormy I love to read a good book by a fire. As you can see, there is so much to do in spring.

1. What is the author's purpose?

○ to inform ○ to persuade ○ to entertain

2. What does the narrator like to do on stormy days?

_____

_____

_____

3. Which did the author not list?

○ Splashing in puddles ○ Flowers blooming

○ Flying kites ○ Bees buzzing

Name _____

AUTHOR'S PURPOSE



Spring

1. What is the author's purpose?

○ to entertain ○ to inform ○ to persuade

2. What is the author trying to convince you of?

_____

_____

_____

3. What were two of the author's reasons? Write them in the clouds below.



4. Reread the text. Highlight facts in pink and opinions in yellow.

Name_____

Which Spring Sport do you like?



Write or draw something you like about that sport in each box.

Name _____

What is your favorite spring sport?

- ❑ Write my opinion.
- ❑ Give reasons why.
- ❑ Write my closing sentence.
- ❑ Use my writing stems.

Name: _____ Date: _____

Find the Evidence

Can you find the PROOF for your answers? Use a crayon in the color shown to underline where you found each answer in the text.

Recycling: From Flub to Club!

Dante crunched his scrap paper into a ball and threw it. "Boom baby!" he called to his friends as the ball sailed into the trash can.

"Dude, you hardly used that!" his friend J.J. cried. Dante looked at him and shrugged. J.J. shook his head. "You could use that again and save paper! You know that paper comes from trees, right?"

"It's just one piece of paper, J.J. Not that big of a deal!" Dante replied. "I mean, look at that trash can. I'm not the only one!"

"That's the problem!" J.J. said. "It's not just one piece of paper. It all adds up! Wasting paper means more trees have to be cut down."

"Hey!" Dante exclaimed. "What if we put a recycling bin next to every trash can, so we could recycle that paper instead of throwing it away?"

Their teacher, Mr. Hall, heard them. "That sounds like a great idea, Dante, but someone would need to collect the paper and take it out to the big recycling bin by the playground each week."

"We could do that!" cried J.J. "We can be the Recycling Club!"

Dante grinned. "Let's do it!"

Who threw paper away at the beginning of the story?

From **what** is paper created?



Where is the school's big recycling bin?



Why are more trees being cut down?

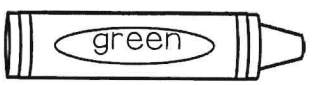

How is the Recycling Club going to help?

When will they need to collect paper?

(C) J Garwood 2014

Name _____ Date _____

Trees

Directions: Read the passage on the left 3 times to practice fluency. Color a raindrop each time you read. Then, complete the comprehension tasks on the right.

Trees

Trees are very important to our world. Trees give us oxygen to breathe. Many animals make their homes in trees. There are two categories of trees: coniferous trees and deciduous trees.

Coniferous trees grow upward. They have a triangle shape to them. Coniferous trees are very strong. Their seeds grow in cones. A coniferous tree has needles that do not fall off in the cold weather. A spruce tree is a coniferous tree.

Deciduous trees grow outward. They have a round shape to them. The leaves of deciduous trees die and fall off when the weather gets cold. Their seeds grow in a nut or fruit. Maples and oaks are deciduous trees.

Trees are important to our daily lives!



Read and Look Back:

☐ Use a green crayon to highlight two reasons why trees are important to our lives.

☐ Use a purple crayon to highlight the two categories of trees.

☐ Use a yellow crayon to highlight two examples of deciduous trees.

Read and Respond:

What is one way coniferous trees are different than deciduous trees?

5-Minute Daily Review — Week 26 - Quiz

☆☆☆☆☆ **Second Grade**

Name _____

Write the contraction.

They said _____ be at the party.

they + will

Circle the correct meaning.

Dad laughed when Lila played a **prank** on him.

A a lesson
B a joke
C a song

There are two sentences in a run-on. Where should you put the two periods?

Edit the run-on sentences.

Frist the team practiced then they played a real game



Circle the words with the long *i* sound, as in ***like***.

find	supply
lick	bride
tonight	kitten

bloom **bumper**

break (brāk) **v.** **1** to separate something into pieces by dropping it **2** to disobey the law **3** to crack or split a bone by injuring it

Which definition fits the sentence.

You might **break** a leg if you fall out of tree.

Challenge: On the back, write your own questions similar to the questions in the boxes.

© Rosie's Resources, LLC

APRIL 2020 ISSN 0736-053X • VOL. 76, NO. 7

SCHOLASTIC

News

edition 2

Watch our video about plants at www.scholastic.com/sn2

This Plant STINKS!



Roses are red.
Tulips smell sweet.
This giant plant
stinks like old meat!

This flower smells bad, and it's not the only one! Turn the page to learn about three gross plants.

My name

World's Grossest Plants



As You Read

Think about what helps each gross plant survive.

Our world is full of incredible plants. Some of them smell wonderful and some look beautiful. And some of them are just *gross*.

We've found three of the world's grossest plants. Learn all about them if you dare!

Stinky Plant

The rafflesia plant is big, red, bumpy, and smells like rotten meat! While that smell might sound gross to you, not everyone feels that way.

Some insects eat rotten meat. When they get a whiff of the rafflesia, they think they're smelling a tasty meal. They crawl around on the flower to take a closer look, and they get covered in dusty **pollen**.

The insects fly away and transport the pollen to other rafflesia plants. The pollen helps those plants make new seeds. One day, those seeds will sprout and more stinky rafflesia plants will grow somewhere new!



Slimy Plant

Smell isn't the only gross way for plants to get what they need. Look at the Sierra Mixe corn plant. It looks like it has gooey red fingers

This Sierra Mixe uses slime to get nutrients from the air.

growing out of it. Those slime-covered things are roots!

The roots of most plants grow under the ground and soak up **nutrients** from the soil. Nutrients are what living things need to stay strong and healthy.

But the Sierra Mixe grows its roots in the air instead of the ground. Its roots are covered in a thick, disgusting slime called **mucus**. The mucus has a critical job.

It pulls nutrients right out of the air, allowing the corn plant to grow strong, healthy—and gross!

Toilet Plant

This last plant might be the grossest one of all. It's called a pitcher plant. Pitcher plants grow in places where they can't get enough nutrients from the soil. So some pitcher plants get their nutrients in a totally disgusting way.

The pitcher plant is shaped like a big cup, and animals sit on its edge to lick sweet **nectar** from the plant. While the animals are resting there, they use the plant as a toilet. They poop right into the cup!

The poop is just what the pitcher plant needs. The plant breaks down the poop and gets plenty of nutrients. And the animal gets a nice bathroom break!

These plants may not smell sweet, and they may not look pretty. But these three gross plants are amazing! The things that make them gross are exactly what they need to survive.

—by Blair Rainsford



Excuse me! This tree shrew is pooping in a pitcher plant.

Name: _____

Three Gross Plants

Fill in the chart about the plants in your *Scholastic News*.

Plant	What Makes It Gross	How Being Gross Helps It
Rafflesia Draw it.		
Sierra Mixe Draw it.		
Pitcher Plant Draw it.		

©2020 by Scholastic Inc. Teacher-Subscribers may make copies of this page to distribute to their students.

My Teacher is _____

Your Name _____

My 2nd Grade

At-Home Learning

Packet #3

week of May 4th

Name _____

SPIRAL MATH REVIEW

DAY 1

Mental Math

Number	10 More	10 Less	100 More	100 Less
155				

Bar Graph

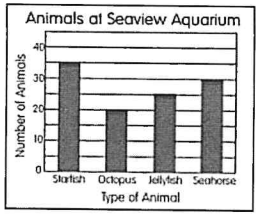

1. How many different types of animals are at Seaview Aquarium?

2. Which animal does the aquarium have the most of?

Line Plot

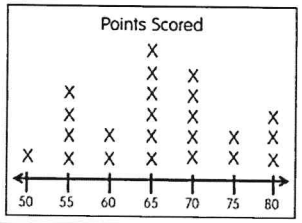

1. How many people scored 60 points?

2. Which point score total had the most people?

DAY 2

Mental Math

Number	10 More	10 Less	100 More	100 Less
406				

Picture Graph

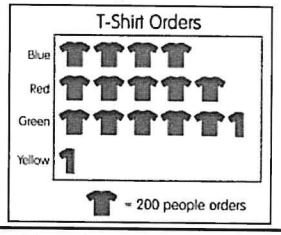

1. How many total people ordered t-shirts?

2. How many more people ordered a green shirt compared to a blue shirt?

Line Plot



1. Which lunch(es) had the least amount of votes?

2. How many more students prefer pizza compared to chicken?

DAY 3

Mental Math

Number	10 More	10 Less	100 More	100 Less
399				

Bar Graph

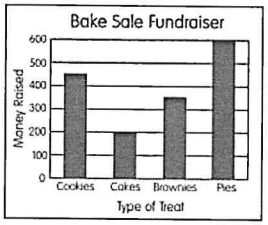

1. How much money was made on pies?

2. Which bake sale item brought in the least amount of sales?

Line Plot

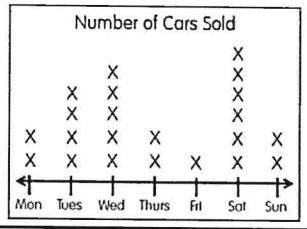

1. Which day of the week were the most cars sold?

2. How many cars sold in all for the week shown on the graph?

DAY 4

Mental Math

Number	10 More	10 Less	100 More	100 Less
274				

Picture Graph

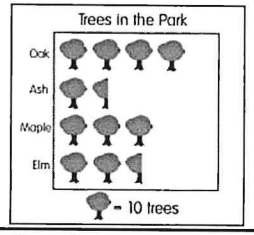

1. How many different kinds of trees are shown on the graph?

2. How much is half a tree worth?

Line Plot



1. How many students scored 100% on their test?

2. Which score had the fewest number of students?

DAY 5

Mental Math

Number	10 More	10 Less	100 More	100 Less
686				

Bar Graph

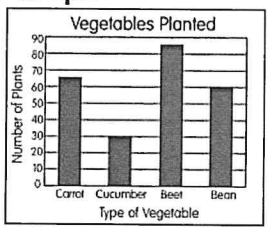

1. Which type of vegetable plant was planted the most?

2. How many different vegetables are on the graph?

Line Plot



1. How many students grabbed 36 pennies?

2. How many fewer students grabbed 31 pennies compared to 33 pennies?

©LUCKY LITTLE LEARNERS 2019

Name _____

Bring on the Rain

Often when it rains, people wish the rain would stop and the sun would come out. As nice as it is to play in the sunshine, it is very important that we get plenty of rain. All living things need water. Rain brings us the water we all need. Animals drink the water. People swim, drink and bathe in water. Plants would not grow without rain. They soak up the rain water from the soil. Plants provide us with the air we breathe and some food we eat. Plants also make our world more beautiful. When it doesn't rain for a long time, that is called a drought. Although we all like to play in the warm sunshine, we want to make sure we get our rain.

1. What do you think happens when there is a drought?

_____

_____

_____

2. Highlight the main idea? What was the author trying to tell you?

_____

_____

_____

3. Rain is fun to play in.

○ Fact ○ Opinion

4. Plants need water to grow. They can get water from rain.

○ Fact ○ Opinion

Bring on the Rain

Main Idea: _____

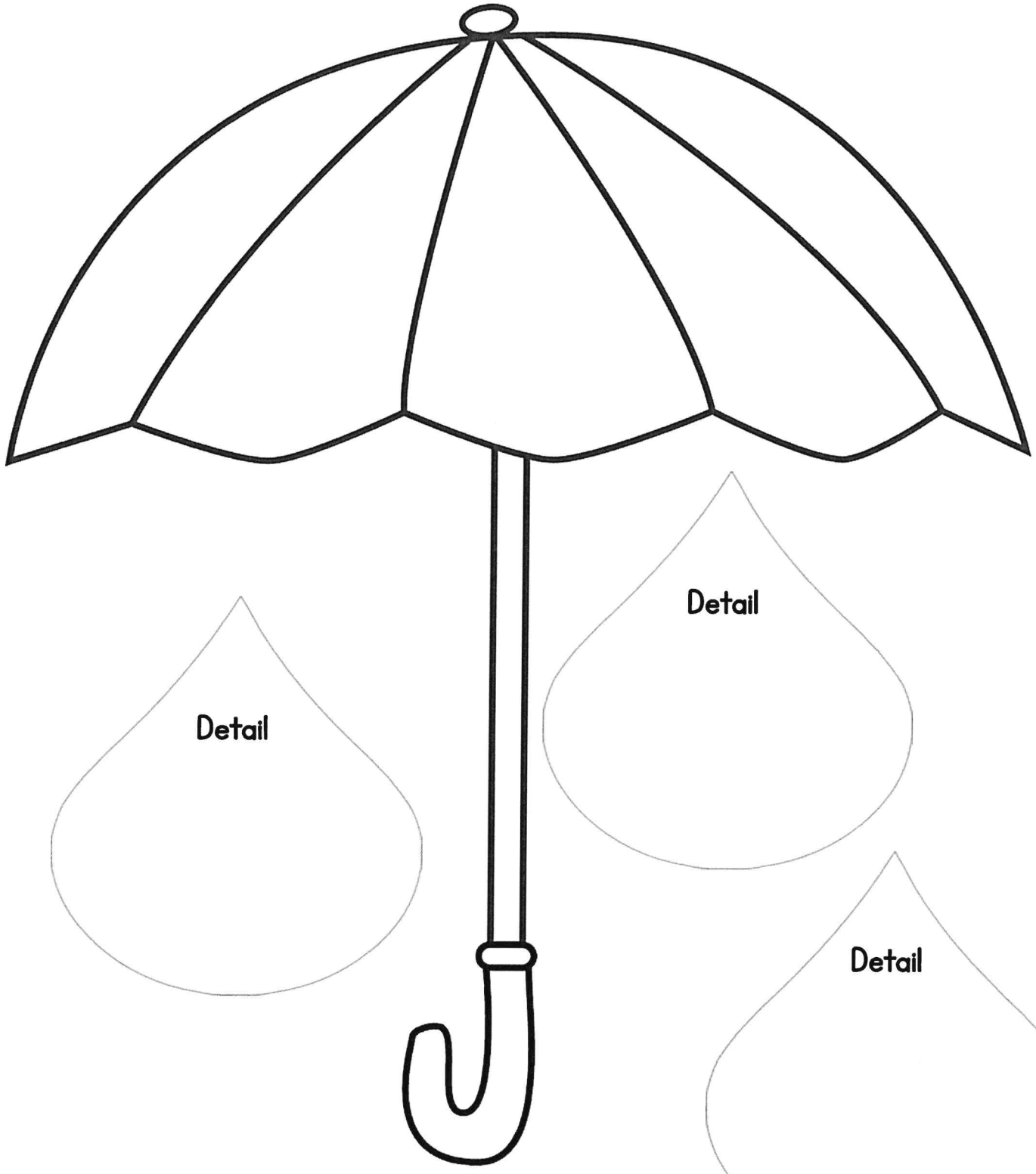

Name: _____ Date: _____

Find the Evidence

Can you find the PROOF for your answers? Use a crayon in the color shown to underline where you found each answer in the text.

Biography: George Lucas

For fans of the Star Wars movie franchise, May 4th is a special day. This date was chosen because "May the Fourth Be With You" is a play on the films' famous quote, "May the force be with you." On May 4th, fans often watch the movies or dress up as Star Wars characters. Just ten days after "Star Wars Day" is the birthday of the series creator, too!

On May 14, 1944, George Lucas, Jr. was born in Modesto, California. He originally wanted to be a race car driver, but in 1962 Lucas suffered a serious car accident that nearly killed him. He switched gears and began filming movies instead of racing. Lucas studied filmmaking at the University of Southern California, where he met Steven Spielberg.

Lucas began writing, producing, and directing films, including the Star Wars series, the Indiana Jones movies, and more. His company, Lucasfilm, later produced not just films, but also special effects, sound, and video games. The founders of Pixar actually began working at Lucasfilm! Although he has retired, George Lucas' contributions to American cinema are cherished- on Star Wars Day, and all through the year!

Who did Lucas meet while in college?

What was Lucas' first dream career?

Where was George Lucas born?



Why is Star Wars Day celebrated on May 4th?

For which two movie series is Lucas best known?

When was Lucas in a car accident?

(C) J. Garwood 2014

Name _____ Date _____

Earthworms

Directions: Read the passage on the left 3 times to practice fluency. Color a raindrop each time you read. Then, complete the comprehension tasks on the right.

Earthworms

Earthworms live all over the world. They live in tunnels in the soil. As an earthworm burrows through the soil, it eats the soil. By eating the soil and making tunnels, earthworms help air and water get into the soil. This helps our plants grow because the water can reach the roots. The roots also have room to move underground. As they eat the soil, it moves through their body. The waste that passes through an earthworm's body is called **castings**. The casting makes great fertilizer, or food for plants. Earthworms are important to our planet!

Earthworms come in many different sizes. Many people do not like them because they are slimy. The earthworm is a helpful friend to our earth!



Read and Look Back:

- ☐ Use a green crayon to highlight two ways an earthworm helps our earth.
- ☐ Use a purple crayon to highlight the text that tells what **castings** are.
- ☐ Use a yellow crayon to highlight the sentence that tells the main idea. (Hint: It is not at the beginning!)

Read and Respond:

Do you like earthworms? Why or why not?

5-Minute Daily Review — Week 34 - Quiz

☆☆☆☆☆ **Second Grade**

Name_____

Underline the words being spoken.

1. "How many weeks of school are left?" Dad asked.
2. Sue answered, "Only three weeks are left."

Write the correct word.

1. There _____ a sandwich on the table.
2. There _____ three crayons on the desk.

is	are

Edit the run-on sentences.

my pupy is smart he is already traned

Write the past tense verb.

He _____ (save)

all his money.

Circle the correct spelling.

We visited her ___.

A howse
B house
C hous

Challenge: On the back, write your own questions similar to the questions in the boxes.

© Rosie's Resources, LLC

APRIL 2020 ISSN 0736-055X • VOL. 76, NO. 7

SCHOLASTIC

News

edition 2

Watch our video about endangered animals at www.scholastic.com/sn2

This Is the World's Most DANGEROUS Cat!

It may look cute, but this black-footed cat is a fierce hunter. It is great at catching animals to eat! But it needs our help.

My name



CUTE but DEADLY

The black-footed cat is a great hunter, but it's in danger. Scientists want to help before it's too late.

As You Read

Think about how scientists are trying to help the black-footed cat.

It's midnight, and a fierce **predator** is hunting for food. As it slowly creeps through the dry grass, it flattens its body against the sand. It's perfectly still. Then it lets out its spine-tingling cry: *Meow!*

Cute Little Kitty

Meet the black-footed cat. It's fuzzy and cute. It's smaller than a house cat, and it's the deadliest wildcat in the world!

When you think of fierce cats, you probably think of huge animals, like lions and tigers. You probably don't think of a tiny one that looks like a fuzzy stuffed animal.

But the black-footed cat is an amazing hunter. It catches mice, lizards, and spiders. It even snatches birds out of the air! In fact, it's better at hunting than any other wildcat in the world. So what's the problem?

Cats in Danger

Not many black-footed cats are left in the wild. Scientists are worried that they will become **endangered**, or in danger of dying out completely.

The biggest problem is that people are destroying the cats' habitat to put up new buildings. This kills the mice,

birds, and insects that live there, which creates an environment with little food for the cats to eat.

Another problem is hunting. People don't hunt black-footed cats, but they hunt other animals that live in the area. Sometimes they accidentally kill black-footed cats.

Scientists Are Helping!

Scientists are working hard to protect these cats. The scientists put **tracking collars** on them, and the collars send messages that tell the scientists where the cats go. The scientists can make sure the cats are safe.

Scientists also trap some cats and take them to zoos, where they help the black-footed cats have kittens. When the kittens are old enough, the scientists will bring them back to the wild. They hope that these cats will have more kittens and the number of black-footed cats will start growing again.

People have created problems for black-footed cats, but people can solve those problems too. Watch out, mice and birds! Black-footed cats are coming back!

—by Blair Rainsford

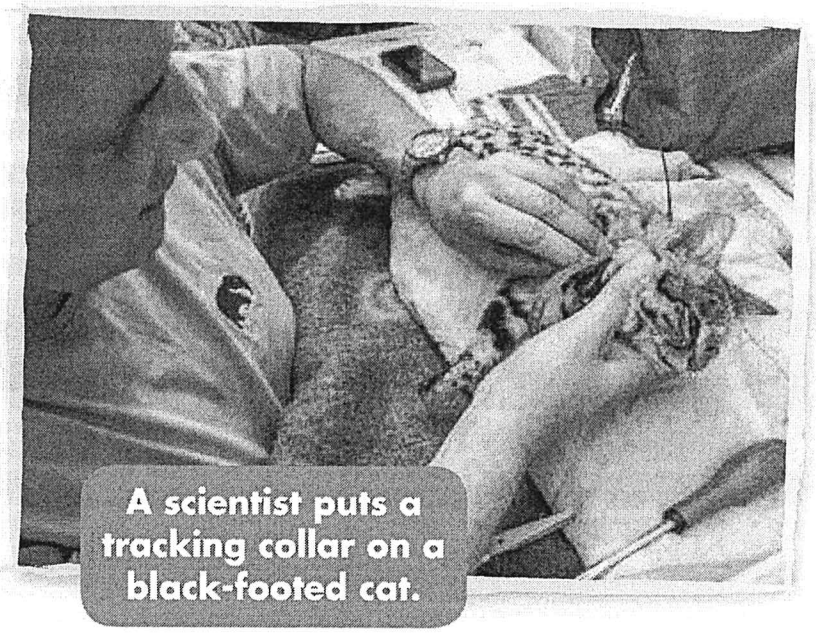

A scientist puts a tracking collar on a black-footed cat.

Where's That Cat?

Black-footed cats are hard for scientists to find. Why?



- They come out at night.
- They hide from people.
- They are tiny.

Scientists are so happy when they find a black-footed cat and put a tracking collar on it. That lets the scientists help keep the cats safe.

Issue: This Is the World's Most Dangerous Cat!

SCHOLASTIC News

Name: _____

Main Idea and Details

Use your *Scholastic News* to fill in the boxes.



What is the whole article about?

Black-footed cats are great hunters, and they need help from people.

What is the section "Cute Little Kitty" about?

_____

_____

_____

What is the section "Cats in Danger" about?

_____

_____

_____

What is the section "Scientists Are Helping!" about?

_____

_____

_____

ANDY ELKERTON

©2020 by Scholastic Inc. Teacher-Subscribers may make copies of this page to distribute to their students.